

CITY OF NEVADA CITY
2010-2011 BUDGET SUMMARY (Adopted)

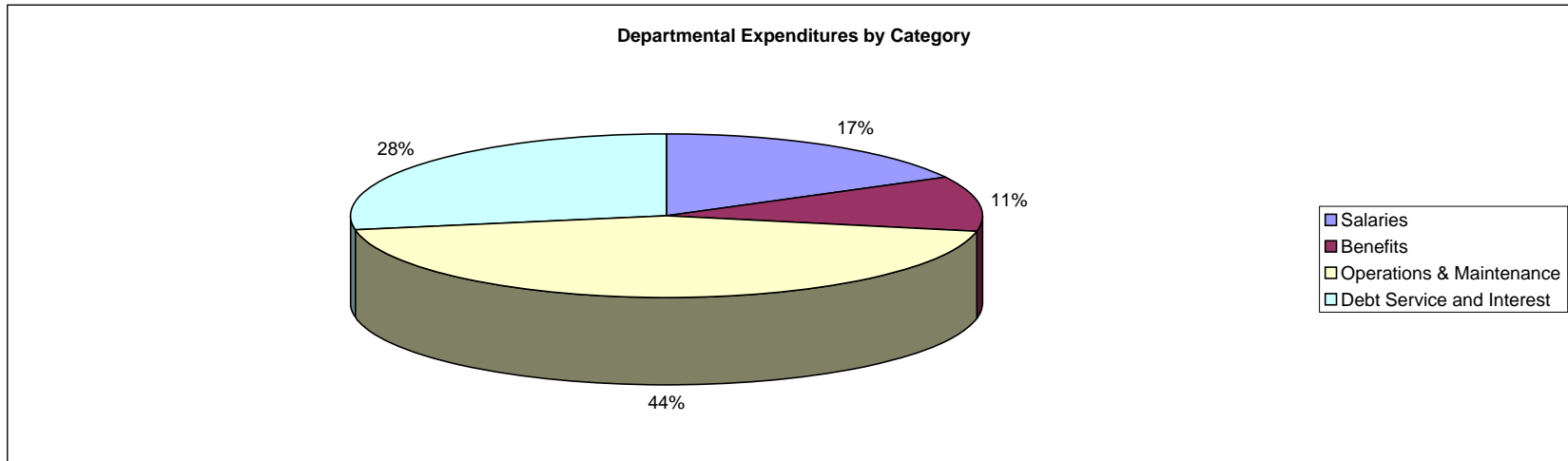
REVENUES:	Enterprise Funds				
	General Fund Proposed 10/11	Special Revenues Proposed 10/11	WTP Proposed Proposed 10/11	WWTP Proposed 10/11	Vet's Bldg Proposed 10/11
General:					
Sales Tax (includes property in - lieu sales tax)	\$ 709,000				
Property Taxes	\$ 1,093,923				
Road Tax	\$ 250,000				
Motor Vehicle (includes vehicle fees in lieu of property tax)	\$ 259,100				
Franchises	\$ 88,000				
Rent	\$ 57,500				
Fire Department	\$ 15,120				
Licenses & Permits	\$ 55,400				
Police (Court fines, PB-State, Forfeitures)	\$ 30,500				
Prop. 172 - SB509	\$ 30,000				
Supplemental Law Enforcement (SLESF)	\$ 100,000				
Planning	\$ 30,000				
Parks & Recreation Programs (includes park, pool, and summer camp)	\$ 118,000				
Parking Meters and Citations	\$ 110,000				
Interest	\$ 3,000				
Other - Misc.	\$ 8,400				
Grant Reimbursements (includes OCJP)	\$ 83,000				
Special - Restricted Uses					
Gas Tax	\$ 67,258				
Traffic Relief - Safety	\$ 27,000				
NCTC RSTP/STP Streets & Roads	\$ 17,116				
NCTC Local Ped & Bike	\$ 10,000				
CMAQ Grant - Streets & Roads	\$ 145,000				
Sugarloaf - Proposition 40 Bonds Funds	\$ 379,255				
Brownfield 2010	\$ 170,000				
Fire Taxes (1998-2003, Tax Cap.)	\$ 94,000				
Nevada County RecQuincy	\$ 70,745				
CMAQ Grant - Clean Air Vehicles	\$ 270,000				
Safe Routes to Schools (Zion, Brock, Doan-sidewalk, cross walks, improved turn lanes)	\$ 180,000				
Highway Bridge Project (Nevada St. Bridge)	\$ 150,000				
Stimulus (Broad Street Overlay)	\$ 120,000				
RTP Grant (Hirschmans Pond Trail)	\$ 125,000				
Recovery Act Grant (Police Department)	\$ 313,478				
Constitution Day Parade	\$ 12,000				
Measure "S" Tax (restricted)	\$ 508,000				
Enterprise					
Water - Interest	\$ -				
Water - AB1600 (Restricted)	\$ -				
Water - Services	\$ 573,800				
Sewer Interest	\$ -		\$ 3,000		
Sewer - AB1600 (Restricted)	\$ -				
Sewer - Services	\$ -		\$ 1,349,792		
Vet's Bldg Program Income				\$ 18,700	
TOTAL REVENUES:	\$ 3,040,943	\$ 2,658,853	\$ 573,800	\$ 1,352,792	\$ 18,700
EXPENDITURES:					
General:					
General Government	\$ 474,851				
City Council	\$ 10,900				
Planning Commission	\$ 7,900				
City Attorney	\$ 61,221				
City Planner	\$ 127,780				
City Engineer	\$ 9,892				
City Manager	\$ 68,431				
City Clerk&Treasurer	\$ 3,344				
Fire	\$ 487,009				
Police	\$ 1,214,897				
DPW (B&G, Streets)	\$ 400,382				
Parks & Recreation (pool, summer camp)	\$ 256,787				
Special					
Gas Tax (Streets and Roads Repair and Maintenance)	\$ 35,000				
NCTC (Local Ped & Bike)	\$ 10,000				
Brownfield 2010 (Hazardous Substances Community Assessment Grant for Deer Creek Watershed)	\$ 149,800				
Recovery Act Grant - Police Department (restore staff to full time - no furloughs, 3 positions)	\$ 292,969				
Constitution Day	\$ 12,000				
Enterprise					
WTP	\$ -	\$ 437,359			
Water Distribution	\$ -	\$ 240,254			
WWTP	\$ -	\$ -	\$ 892,712		
Waste Water Treatment Plant Collection	\$ -	\$ -	\$ -	\$ 241,743	
Veterans Bldg.	\$ -	\$ -	\$ -	\$ -	\$ 39,321
Totals - Operations	\$ 3,103,404	\$ 499,569	\$ 677,613	\$ 1,134,455	\$ 39,321
Capital Outlay:					
Police:					
One New Vehicle and Equipment	\$ 43,000				
Replace 3 computers @ \$1,200 each	\$ 3,600				
Replace 1 server	\$ 6,000				
DPW (B&G, Streets):					
RSTP-Disabled access on Broad St. Prior to ARR	\$ 25,000				
CMAQ (S&R) - Gold Flat Roundabouts, E. Broad Sidewalks, Ridge/Zion Sidewalk	\$ 127,600				
CMAQ (Clean Air) - Street Sweeper & Bussido	\$ 270,000				
Safe Routes to Schools Grant - Zion, Brock, Doane Sidewalk/Crosswalks - Turn Lane Improve	\$ 158,400				
Highway Bridge Project Grant - Nevada Street Bridge	\$ 152,000				
ARRA - Stimulus - Broad Street Overlay	\$ 155,600				
Measure "S" - 2011 Summer Project & Maintenance	\$ 161,870				
Parks and Recreation (Parks, Pool, Summer Programs, & Trails):					
Prop 40/County Mitigation Purchase Asset Sugarloaf	\$ 450,000				
RTP Grant - Hirschman's Pond Trail Constructio	\$ 120,000				
WTP (Water Plant & Distribution):					
Water Plant - SCADA System (computer system w/ water level controls), Altitude Valve	\$ -	\$ 80,000			
Water Distribution - 4' to 6" Water Main Prospect Street	\$ -	\$ 75,000			
WWTP (Sewer Plant & Collection):					
Wastewater Plant - SCADA System Modifications	\$ -	\$ -	\$ 14,000		
Wastewater Plant - New Line Feed System to stabilize effluent hardness	\$ -	\$ -	\$ -	\$ 22,000	
Wastewater Collection - S. Pine/Zion	\$ -	\$ -	\$ 150,000		
Totals - Capital Outlay	\$ 52,600	\$ 1,550,470	\$ 155,000	\$ 186,000	\$ -
TOTAL EXPENDITURES & CAPITAL OUTLAY:	\$ 3,156,004	\$ 2,050,039	\$ 832,613	\$ 1,320,455	\$ 39,321
OTHER FUNDING SOURCES AND OPERATING TRANSFERS IN:					
Transfers In - To General Fund from Fire Taxes fund 230 & 23	\$ 94,000				
Transfers In - General Administrative costs from City administered grants listed below	\$ 117,310				
Transfers In - RSTP Streets and Roads fund 212 from Gas Tax Fund 210 for Broad Street Disabled Access Proje	\$ 7,884				
Transfers In - Sugarloaf Prop 40 Purchase fund 225 from Nevada County Mitigation Fund 24	\$ 70,745				
Subtotal - Transfers In	\$ 211,310	\$ 78,629	\$ -	\$ -	\$ -
OPERATING TRANSFERS OUT:					
Transfers Out - Fire Taxes	\$ 94,000				
Transfers Out - Gas Taxes Fund 210 to RSTP Fund 211	\$ 7,884				
Transfers Out - Special Revenues for Grant Administration CMAQ Streets and Roads Fund 215(12%) to General Fun	\$ 17,400				
Transfers Out - Special Revenues for Grant Administration Brownfield 2010 Fund 229 (12%) to General Fun	\$ 20,400				
Transfers Out - Special Revenues for Sugarloaf Purchase from Fund 241 to Fund 22	\$ 70,745				
Transfers Out - Special Revenues for Grant Administration Safe Routes to Schools Fund 248 (12%) to General Fun	\$ 21,600				
Transfers Out - Special Revenues for Grant Administration Highway Bridge Grant Fund 249 (12%) to General Fun	\$ 18,000				
Transfers Out - Special Revenues for Grant Administration ARRA Stimulus (12%) to General Fun	\$ 14,400				
Transfers Out - Special Revenues for Grant Administration RTP Grant Fund 256 to General Fun	\$ 5,000				
Transfers Out - Special Revenues for Grant Administration Recovery Act Grant Police Dept. Fund 275 to General Fun	\$ 20,910				
Subtotal - Transfers Out	\$ -	\$ 268,529	\$ -	\$ -	\$ -
Proceeds from Debt: TRAN 09/10	\$ 905,000				
Repayment of TRAN - 09/10	\$ (905,000)				
	\$ -	\$ -	\$ -	\$ -	\$ -
NET CHANGE IN FUND	\$ 96,249	\$ 397,504	\$ (258,813)	\$ 32,337	\$ (20,621)

**CITY OF NEVADA CITY
2010-2011 BUDGET SUMMARY - CAPITAL IMPROVEMENTS (Adopted)**

Capital Outlay:	Department	Project Description	General Fund	Special Fund	Water Fund	WWTP Fund
	Police: (using Prop 172 funds-restricted for specific use)	One New Vehicle and Equipment	\$ 43,000			
		Replace 3 computers @ \$1,200 each	\$ 3,600			
		Replace 1 server	\$ 6,000			
	Total Police		\$ 52,600	\$ -	\$ -	\$ -
	<i>DPW (B&G, Streets, Sewer Collection, Water Dist.)</i>	S. Pine/Zion				\$ 150,000
		4" to 6" Water Main Prospect Street			\$ 75,000	
	Capital Outlay-RSTP/STIP S&R (fund 212)	Disabled Acces on Broad St. Prior to ARRA		\$ 25,000		
	Capital Outlay-CMAQ Streets & Roads Grant (fund 215)	Gold Flat Roundabout Study \$65k, E.Broad Sidewalks \$40k, Ridge/Zion Sidewalks \$40k		\$ 127,600		
	Capital Outlay- CMAQ Clean Air (fund 247)	Street Sweeper and Backhoe		\$ 270,000		
	Capital Outlay-Safe Routes to Schools Grant (fund 248)	Zion, Brock, Doan-sidewalk, cross walks, improved turn lanes		\$ 158,400		
	Capital Outlay-Highway Bridge Project Grant (fund 249)	Nevada Street Bridge		\$ 132,000		
	Capital Outlay- Stimulus (fund 254)	Broad Street Overlay		\$ 105,600		
	Capital Outlay - Measure "S"	2011 Summer Paving Project & Maintenance		\$ 161,870		
	Total Department of Public Works		\$ -	\$ 980,470	\$ 75,000	\$ 150,000
	Parks & Recreation (<i>parks, pool, summer camp, trails</i>)					
	Capital Outlay- Prop 40/County Mitigation (fund 225)	Purchase Asset Sugarloaf		\$ 450,000		
	Capital Outlay- RTP Grant (fund 256)	Hirschmans Pond Trail Construction		\$ 120,000		
	Total Parks & Recreation		\$ -	\$ 570,000	\$ -	\$ -
	WTP					
		SCADA System (computer system w/ water level controls), Altitude Valves			\$ 80,000	
	Total WTP		\$ -	\$ -	\$ 80,000	\$ -
	WWTP					
		SCADA Modifications & Improvements				\$ 14,000
		New Lime Feed System to stabilize effluent hardness				\$ 22,000
	Total WWTP		\$ -	\$ -	\$ -	\$ 36,000
	Totals - Capital Outlay		\$ 52,600	\$ 1,550,470	\$ 155,000	\$ 186,000

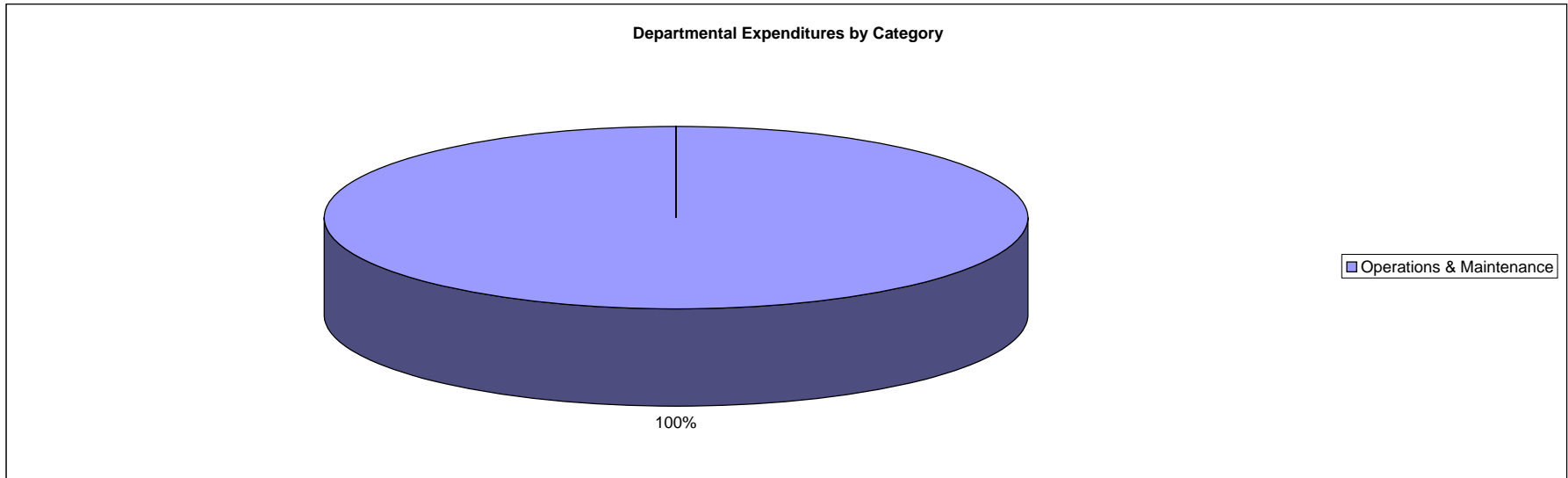
**CITY OF NEVADA CITY
GENERAL GOVERNMENT - DEPT 4600
2010-2011 BUDGET SUMMARY (Adopted)**

EXPENDITURES:	Actual FY 2007-2008	Actual FY 2008-2009	Adopted FY 2009-2010	Mid Year Revised FY 2009-2010	Actual (Jul - Mar) FY 2009-2010	% Complete FY 2009-2010	Proposed FY 2010-2011	Change From 2009-2010 Mid Year Revised
Salaries	\$ 133,741	\$ 94,421	\$ 97,076	\$ 97,076	\$ 69,734	72%	\$ 82,345	-15.2%
Benefits	\$ 90,973	\$ 73,652	\$ 55,177	\$ 55,177	\$ 42,978	78%	\$ 51,120	-7.4%
Operations & Maintenance	\$ 310,345	\$ 219,593	\$ 213,312	\$ 213,312	\$ 147,876	69%	\$ 210,108	-1.5%
Debt Service and Interest	\$ 124,498	\$ 153,562	\$ 247,281	\$ 247,281	\$ 62,249	25%	\$ 131,278	-46.9%
Total Operational	\$ 659,557	\$ 541,229	\$ 612,846	\$ 612,846	\$ 322,837	53%	\$ 474,851	-22.5%
Capital Outlay	\$ 52,050	\$ 75,102	\$ -	\$ -	\$ -		\$ -	
TOTAL:	\$ 711,607	\$ 616,330	\$ 612,846	\$ 612,846	\$ 322,837		\$ 474,851	
Transfers Out	\$ 78,467	\$ 1,370						
Tax Revenue Anticipation Note (TRAN) - <i>Principle Only</i>		\$ 1,130,204	\$ 1,017,183	\$ 1,017,183			\$ 905,000	
Total w/ transfers	\$ 790,075	\$ 1,747,904	\$ 1,630,029	\$ 1,630,029	\$ 322,837		\$ 1,379,851	



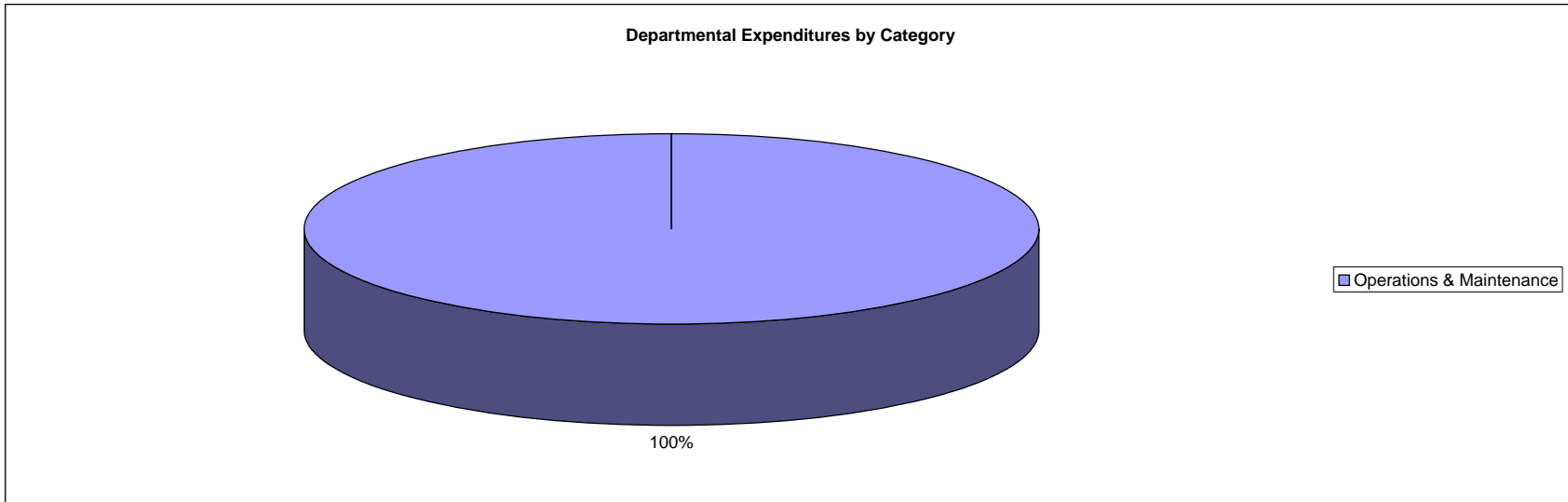
CITY OF NEVADA CITY
 CITY COUNCIL - DEPT 4602
 2010-2011 BUDGET SUMMARY (Adopted)

EXPENDITURES:	<u>Actual</u> <u>FY 2007-2008</u>	<u>Actual</u> <u>FY 2008-2009</u>	<u>Adopted</u> <u>FY 2009-2010</u>	<u>Mid Year Revised</u> <u>FY 2009-2010</u>	<u>Actual (Jul - Mar)</u> <u>FY 2009-2010</u>	<u>% Complete</u> <u>FY 2009-2010</u>	<u>Proposed</u> <u>FY 2010-2011</u>	<u>Change From</u> <u>2009-2010 Mid Year Revised</u>
Operations & Maintenance	\$ 16,669	\$ 13,484	\$ 15,300	\$ 15,300	\$ 8,500	56%	\$ 10,900	-28.8%
TOTAL:	\$ 16,669	\$ 13,484	\$ 15,300	\$ 15,300	\$ 8,500	56%	\$ 10,900	-28.8%



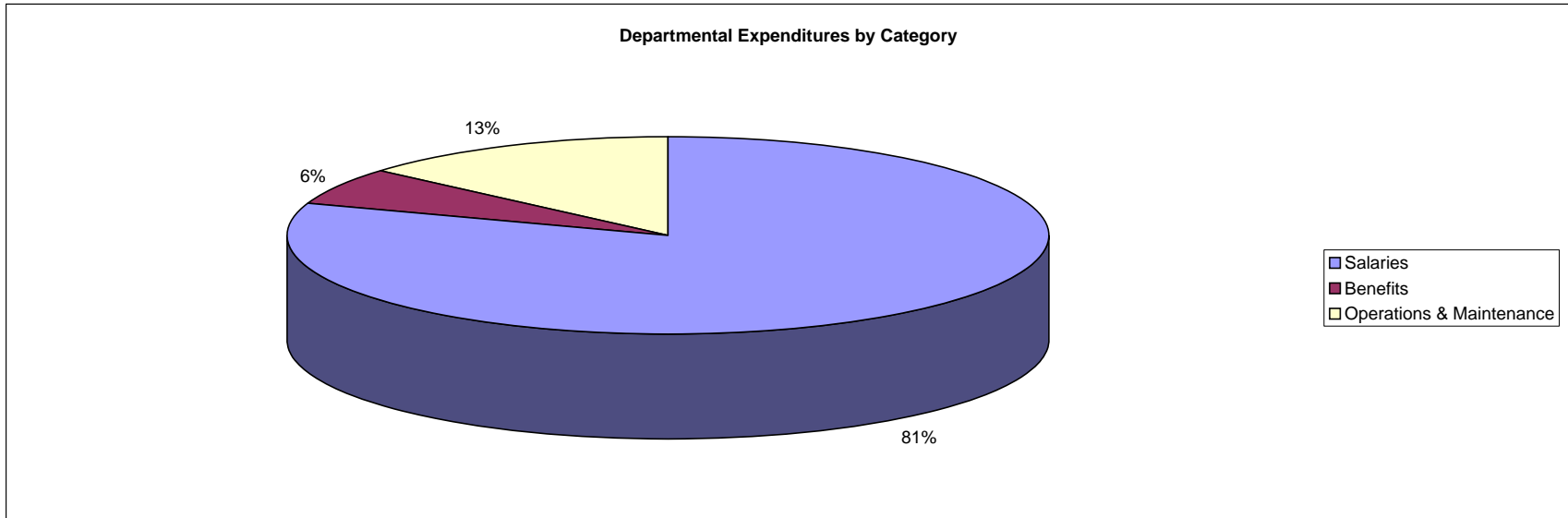
CITY OF NEVADA CITY
 PLANNING COMMISSION - DEPT 4604
 2010-2011 BUDGET SUMMARY (Adopted)

EXPENDITURES:	Actual	Actual	Adopted	Mid Year Revised	Actual (Jul - Mar)	% Complete	Proposed	Change From
	FY 2007-2008	FY 2008-2009	FY 2009-2010	FY 2009-2010	FY 2009-2010	FY 2009-2010	FY 2010-2011	2009-2010 Mid Year Revised
Operations & Maintenance	\$ 2,969	\$ 7,904	\$ 12,700	\$ 12,700	\$ 2,895	23%	\$ 7,900	-37.8%
TOTAL:	\$ 2,969	\$ 7,904	\$ 12,700	\$ 12,700	\$ 2,895	23%	\$ 7,900	-37.8%



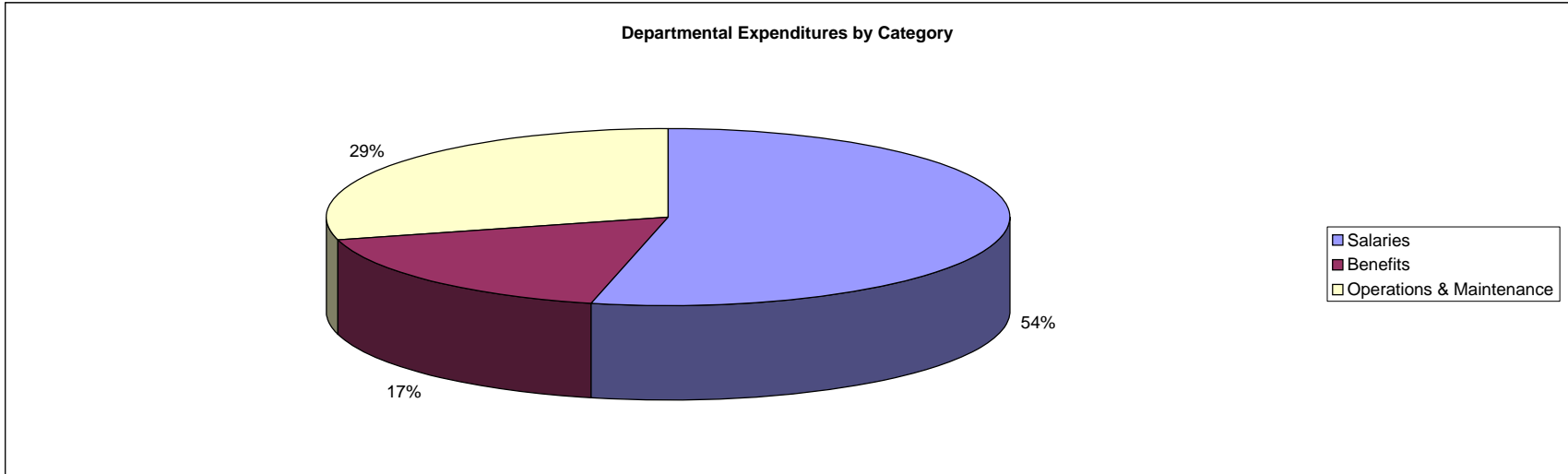
CITY OF NEVADA CITY
 CITY ATTORNEY - DEPT 4606
 2010-2011 BUDGET SUMMARY (Adopted)

EXPENDITURES:	Actual	Actual	Adopted	Mid Year Revised	Actual (Jul - Mar)	% Complete	Proposed	Change From
	FY 2007-2008	FY 2008-2009	FY 2009-2010	FY 2009-2010	FY 2009-2010	FY 2009-2010	FY 2010-2011	2009-2010 Mid Year Revised
Salaries	\$ 24,148		\$ 60,000	\$ 60,000	\$ 27,798	46%	\$ 49,200.0	-18.0%
Benefits	\$ 14,692				\$ 819	100%	\$ 3,764.0	100.0%
Operations & Maintenance	\$ 10,243	\$ 68,415			\$ 853	100%	\$ 8,257.0	100.0%
Total Operational	\$ 49,083	\$ 68,415	\$ 60,000	\$ 60,000	\$ 29,470	49%	\$ 61,221	2.0%
Capital Outlay					\$ 1,067			
TOTAL:	\$ 49,083	\$ 68,415	\$ 60,000	\$ 60,000	\$ 30,537		\$ 61,221	



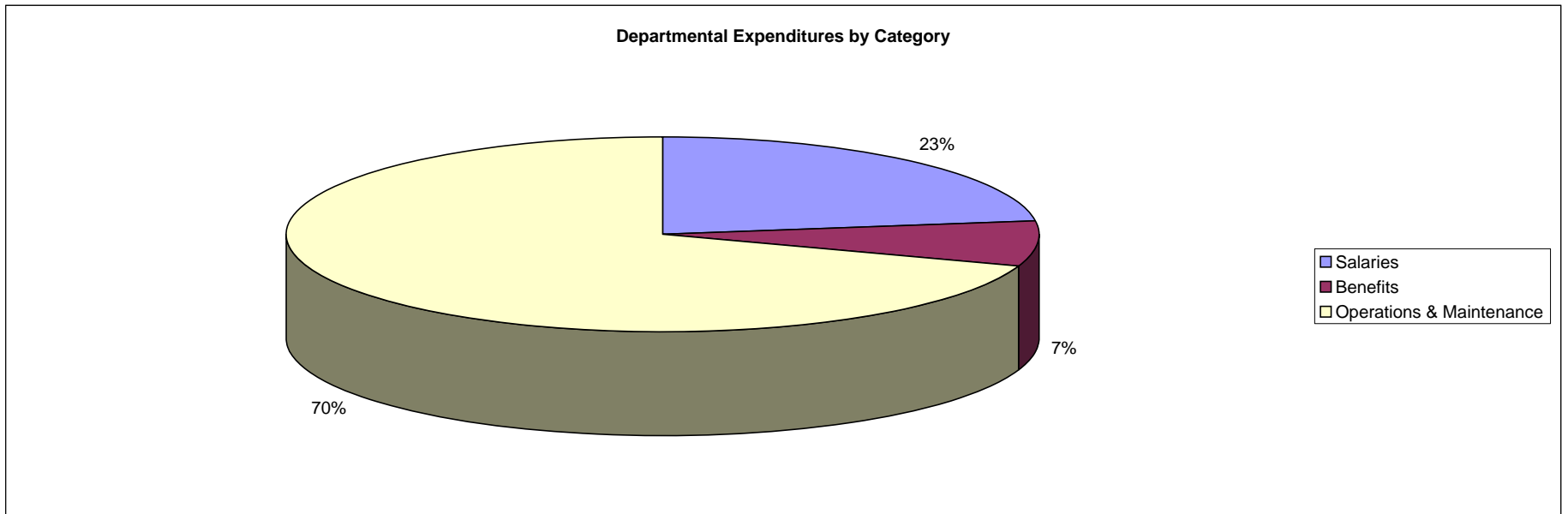
CITY OF NEVADA CITY
 CITY PLANNER - DEPT 4608
 2010-2011 BUDGET SUMMARY (Adopted)

EXPENDITURES:	<u>Actual</u> <u>FY 2007-2008</u>	<u>Actual</u> <u>FY 2008-2009</u>	<u>Adopted</u> <u>FY 2009-2010</u>	<u>Mid Year Revised</u> <u>FY 2009-2010</u>	<u>Actual (Jul - Mar)</u> <u>FY 2009-2010</u>	<u>% Complete</u> <u>FY 2009-2010</u>	<u>Proposed</u> <u>FY 2010-2011</u>	<u>Change From</u> <u>2009-2010 Mid Year Revised</u>
Salaries	\$ 58,055	\$ 64,851	\$ 66,216	\$ 66,216	\$ 49,514	75%	\$ 68,535	3.5%
Benefits	\$ 15,920	\$ 28,566	\$ 22,531	\$ 22,581	\$ 17,310	77%	\$ 21,891	-3.1%
Operations & Maintenance	\$ 56,487	\$ 89,041	\$ 72,115	\$ 37,115	\$ 27,256	73%	\$ 37,354	0.6%
TOTAL:	\$ 130,462	\$ 182,459	\$ 160,862	\$ 125,912	\$ 94,079	75%	\$ 127,780	1.5%



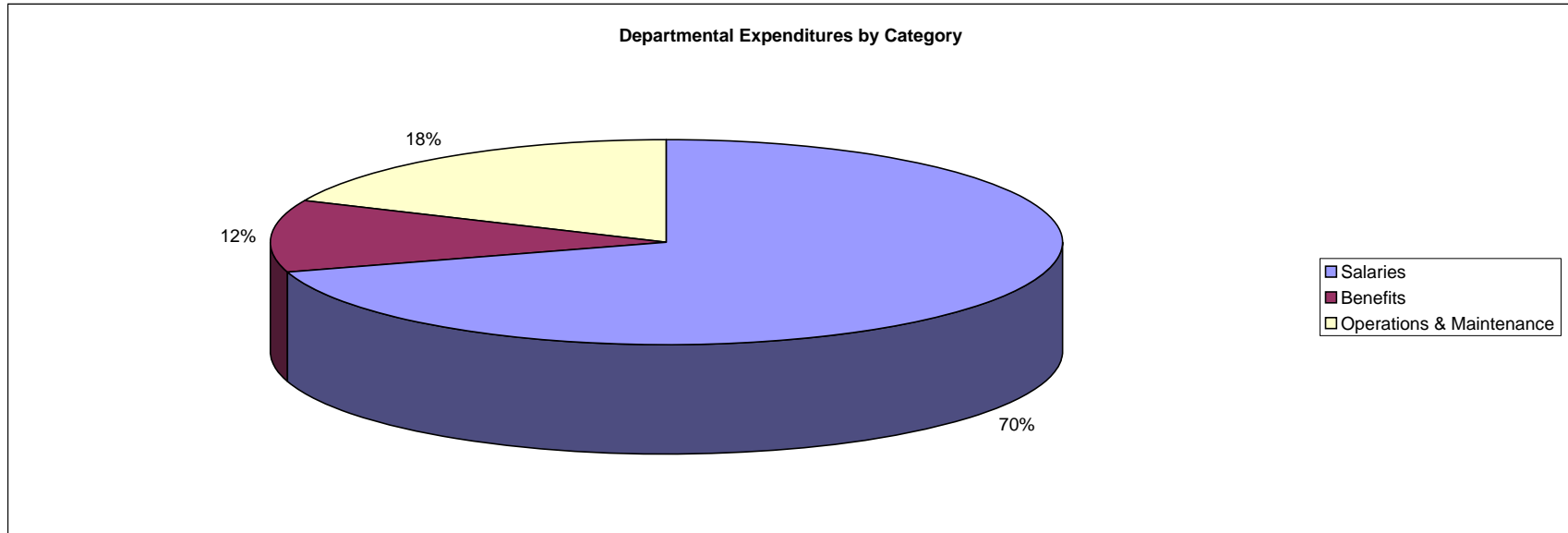
CITY OF NEVADA CITY
 CITY ENGINEER - DEPT 4610
 2010-2011 BUDGET SUMMARY (Adopted)

EXPENDITURES:	Actual	Actual	Adopted	Mid Year Revised	Actual (Jul - Mar)	% Complete	Proposed	Change From
	FY 2007-2008	FY 2008-2009	FY 2009-2010	FY 2009-2010	FY 2009-2010	FY 2009-2010	FY 2010-2011	2009-2010 Mid Year Revised
Salaries	\$ 337	\$ 3,679	\$ 2,573	\$ 2,573	\$ 10,476	407%	\$ 2,256	-12.3%
Benefits	\$ 30,330	\$ 8,731	\$ 2,507	\$ 2,507	\$ 3,968	158%	\$ 733	-70.8%
Operations & Maintenance	\$ 2,198	\$ 3,061	\$ 10,091	\$ 10,091	\$ 3,752	37%	\$ 6,903	-31.6%
TOTAL:	\$ 32,866	\$ 15,472	\$ 15,171	\$ 15,171	\$ 18,196	120%	\$ 9,892	-34.8%



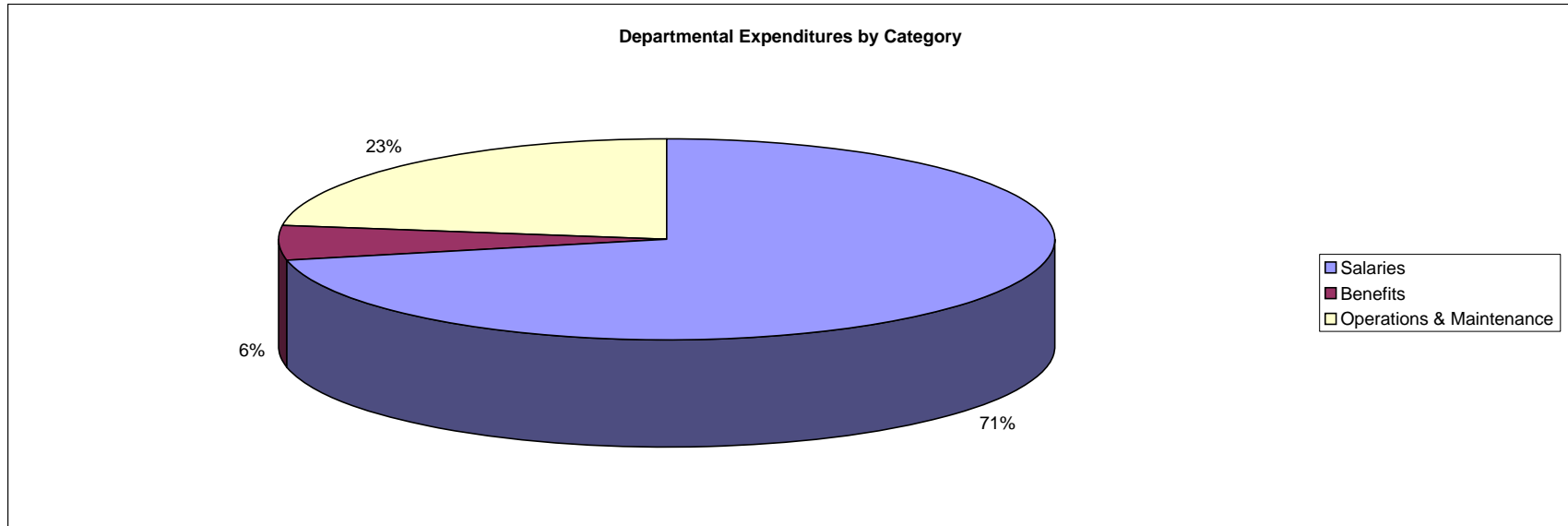
**CITY OF NEVADA CITY
CITY MANAGER - DEPT 4615
2010-2011 BUDGET SUMMARY (Adopted)**

EXPENDITURES:	Actual	Actual	Adopted	Mid Year Revised	Actual (Jul - Mar)	% Complete	Proposed	Change From
	FY 2007-2008	FY 2008-2009	FY 2009-2010	FY 2009-2010	FY 2009-2010	FY 2009-2010	FY 2010-2011	2009-2010 Mid Year Revised
Salaries	\$ 102,377	\$ 50,379	\$ 94,215	\$ 51,600	\$ 35,347	69%	\$ 48,000	-7.0%
Benefits	\$ 33,580	\$ 3,516	\$ 44,631	\$ 3,672	\$ 5,704	155%	\$ 7,870	114.3%
Operations & Maintenance	\$ 3,156	\$ 6,431	\$ 13,055	\$ 13,055	\$ 7,493	57%	\$ 12,561	-3.8%
TOTAL:	\$ 139,113	\$ 60,326	\$ 151,901	\$ 68,327	\$ 48,543	71%	\$ 68,431	0.2%
Capital Outlay		\$ 1,159			\$ -			
TOTAL:	\$ 139,113	\$ 61,485	\$ 151,901	\$ 68,327	\$ 48,543		\$ 68,431	



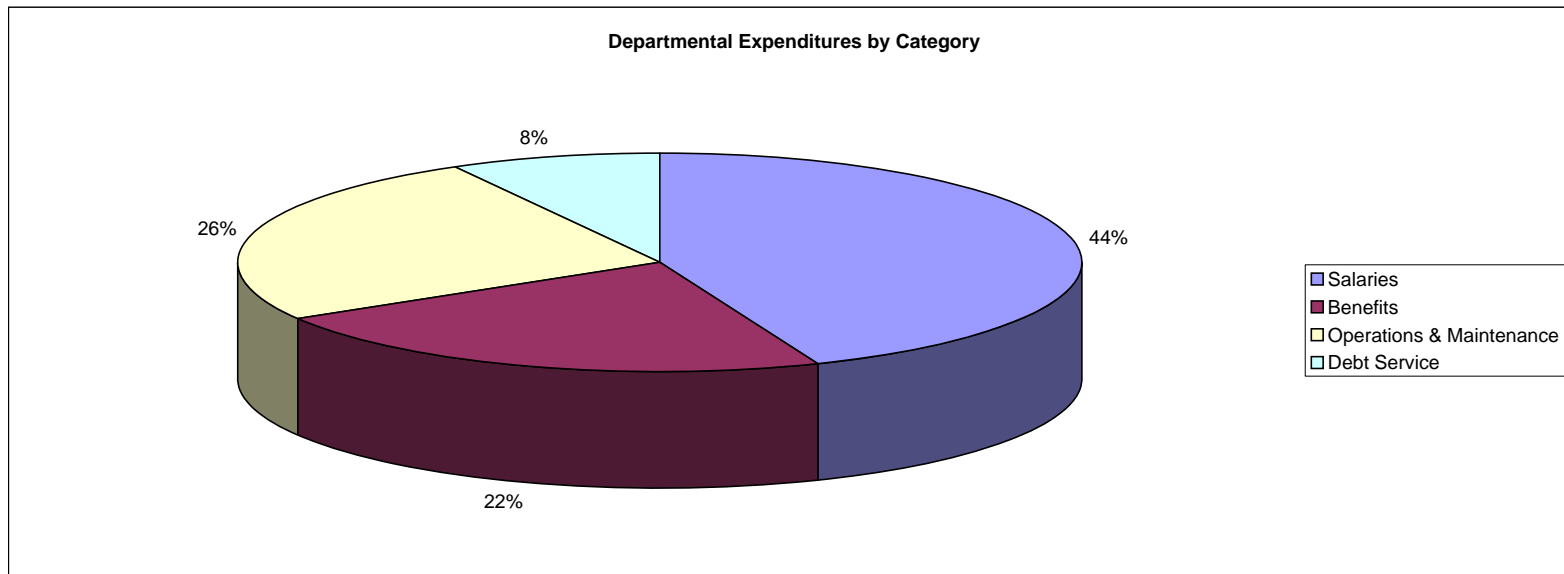
CITY OF NEVADA CITY
 CITY CLERK&TREASURER - DEPT 4620
 2010-2011 BUDGET SUMMARY (Adopted)

EXPENDITURES:	Actual	Actual	Adopted	Mid Year Revised	Actual (Jul - Mar)	% Complete	Proposed	Change From
	FY 2007-2008	FY 2008-2009	FY 2009-2010	FY 2009-2010	FY 2009-2010	FY 2009-2010	FY 2010-2011	2009-2010 Mid Year Revised
Salaries	\$ 1,855	\$ 2,317	\$ 2,400	\$ 2,400	\$ 1,846	77%	\$ 2,400	0.0%
Benefits	\$ 142	\$ 177	\$ 184	\$ 184	\$ 141	77%	\$ 184	0.0%
Operations & Maintenance	\$ (541)	\$ -	\$ 760	\$ 760	\$ -	0%	\$ 760	0.0%
TOTAL:	\$ 1,456	\$ 2,494	\$ 3,344	\$ 3,344	\$ 1,987	59%	\$ 3,344	0.0%



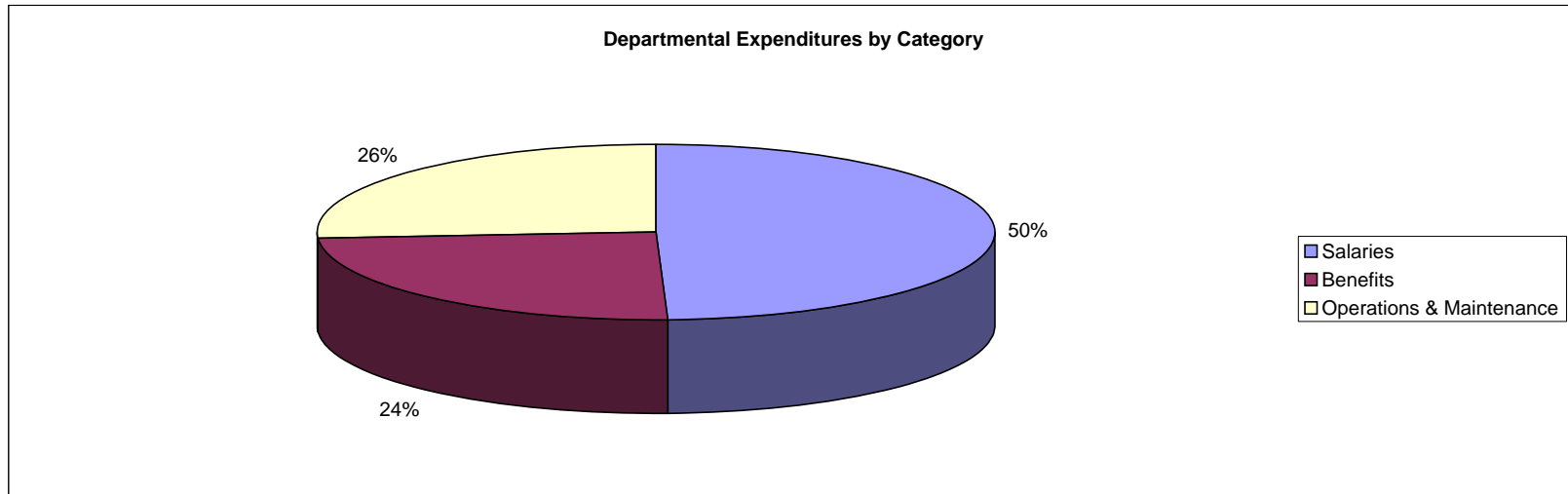
**CITY OF NEVADA CITY
FIRE - DEPT 4630
2010-2011 BUDGET SUMMARY (Adopted)**

EXPENDITURES:	Actual	Actual	Adopted	Mid Year Revised	Actual (Jul - Mar)	% Complete	Proposed	Change From
	FY 2007-2008	FY 2008-2009	FY 2009-2010	FY 2009-2010	FY 2009-2010	FY 2009-2010	FY 2010-2011	2009-2010 Mid Year Revised
Salaries	\$ 203,768	\$ 180,108	\$ 188,185	\$ 188,185	\$ 158,615	84%	\$ 205,233	9.1%
Benefits	\$ 114,259	\$ 247,258	\$ 95,736	\$ 95,736	\$ 78,898	82%	\$ 104,781	9.4%
Operations & Maintenance	\$ 134,343	\$ 102,883	\$ 119,192	\$ 119,192	\$ 81,025	68%	\$ 119,735	0.5%
Debt Service	\$ 37,260	\$ 37,260	\$ 37,260	\$ 37,260	\$ 37,260	100%	\$ 37,260	0.0%
Total Operational	\$ 489,630	\$ 567,509	\$ 440,373	\$ 440,373	\$ 355,798	81%	\$ 467,009	6.0%
Capital Outlay	\$ 21,227	\$ 2,025	\$ 85,000	\$ 85,000	\$ -			-100.0%
TOTAL:	\$ 510,857	\$ 569,534	\$ 525,373	\$ 525,373	\$ 355,798		\$ 467,009	-11.1%
Transfers Out	\$ 24,701							
Total w/ transfers	\$ 535,558	\$ 569,534	\$ 525,373	\$ 525,373	\$ 355,798		\$ 467,009	



**CITY OF NEVADA CITY
POLICE - DEPT 4640
2010-2011 BUDGET SUMMARY (Adopted)**

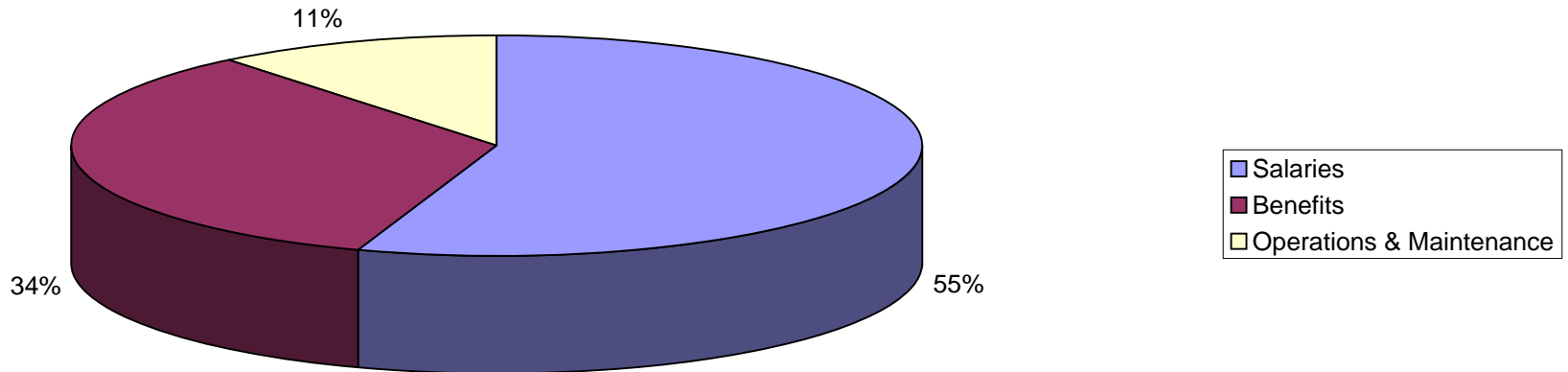
EXPENDITURES:	Actual	Actual	Adopted	Mid Year Revised	Actual (Jul - Mar)	% Complete	Proposed	Change From
	FY 2007-2008	FY 2008-2009	FY 2009-2010	FY 2009-2010	FY 2009-2010	FY 2009-2010	FY 2010-2011	2009-2010 Mid Year Revised
Salaries	\$ 640,041	\$ 650,364	\$ 702,867	\$ 662,867	\$ 476,288	72%	\$ 600,650	-9.4%
Benefits	\$ 343,173	\$ 685,041	\$ 374,629	\$ 377,069	\$ 261,435	69%	\$ 295,485	-21.6%
Operations & Maintenance	\$ 338,077	\$ 347,806	\$ 417,319	\$ 359,019	\$ 255,659	71%	\$ 318,762	-11.2%
Total Operational	\$ 1,321,292	\$ 1,683,211	\$ 1,494,815	\$ 1,398,955	\$ 993,383	71%	\$ 1,214,897	-13.2%
Capital Outlay								
TOTAL:	\$ 1,321,292	\$ 1,683,211	\$ 1,494,815	\$ 1,398,955	\$ 993,383		\$ 1,214,897	5.9%
Transfers Out	\$ 600							
Total w/ Transfers:	\$ 1,321,892	\$ 1,683,211	\$ 1,494,815	\$ 1,398,955	\$ 993,383		\$ 1,214,897	



**CITY OF NEVADA CITY
POLICE RECOVERY ACT GRANT- DEPT 4640
2010-2011 BUDGET SUMMARY (Adopted)**

EXPENDITURES:	Mid Year Revised FY 2009-2010	Actual (Jul - Mar) FY 2009-2010	% Complete FY 2009-2010	Proposed FY 2010-2011	Change From 2009-2010 Mid Year Revised
Salaries	\$ 255,045	\$ 27,263		\$ 162,175	
Benefits		\$ 12,256		\$ 98,767	
Operations & Maintenance		\$ 2,498		\$ 32,027	
Total Operational	\$ 255,045	\$ 42,016	16%	\$ 292,969	14.9%
Capital Outlay					
TOTAL:	\$ 255,045	\$ 42,016		\$ 292,969	
Transfers Out	\$ 17,900			\$ 20,510	
Total w/ Transfers:	\$ 272,945	\$ 42,016	\$ -	\$ 313,479	\$ -

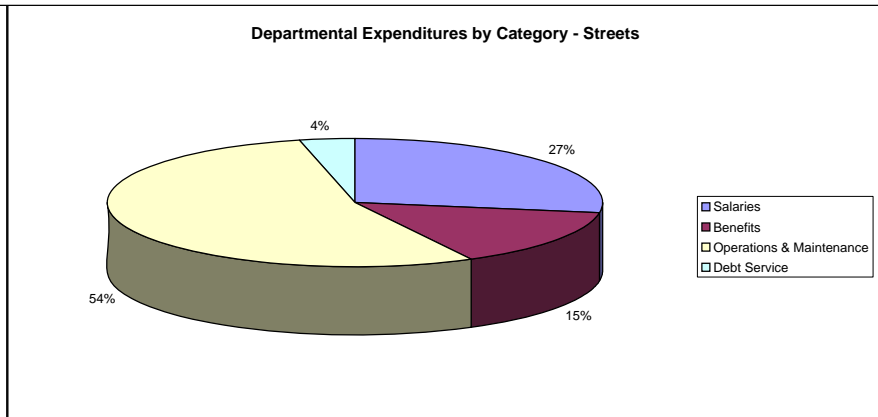
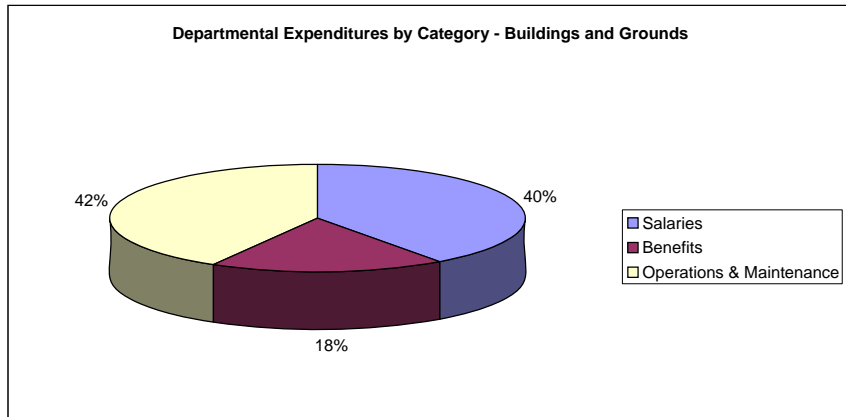
Departmental Expenditures by Category



**CITY OF NEVADA CITY
PUBLIC WORKS - DEPT 4650, 4660
2010-2011 BUDGET SUMMARY (Adopted)**

EXPENDITURES:	(General Fund)							
	Actual FY 2007-2008	Actual FY 2008-2009	Adopted FY 2009-2010	Mid Year Revised FY 2009-2010	Actual (Jul - Mar) FY 2009-2010	% Complete FY 2009-2010	Proposed FY 2010-2011	Change From 2009-2010 Mid Year Revised
<u>Buildings & Grounds - 4650</u>								
Salaries	\$ 9,125	\$ 58,788	\$ 53,756	\$ 53,756	\$ 41,034	76%	\$ 58,977	9.7%
Benefits	\$ 2,339	\$ 36,420	\$ 33,560	\$ 33,560	\$ 18,866	56%	\$ 27,014	-19.5%
Operations & Maintenance	\$ 118,130	\$ 107,833	\$ 76,561	\$ 76,561	\$ 51,635	67%	\$ 61,650	-19.5%
TOTAL:	\$ 129,594	\$ 203,041	\$ 163,877	\$ 163,877	\$ 111,535	68%	\$ 147,641	-9.9%
Capital Outlay	\$ 1,116							-100.0%
TOTAL:	\$ 130,709	\$ 203,041	\$ 163,877	\$ 163,877	\$ 111,535		\$ 147,641	25.4%
Transfers Out	\$ 136,387							
Total w/ transfers	\$ 267,097	\$ 203,041	\$ 163,877	\$ 163,877	\$ 111,535		\$ 147,641	

(General Fund)	Streets - 4660							
	Actual FY 2007-2008	Actual FY 2008-2009	Adopted FY 2009-2010	Mid Year Revised FY 2009-2010	Actual (Jul - Mar) FY 2009-2010	% Complete FY 2009-2010	Proposed FY 2010-2011	Change From 2009-2010 Mid Year Revised
Salaries	\$ 253,344	\$ 139,563	\$ 89,222	\$ 89,222	\$ 80,765	91%	\$ 69,489	-22.1%
Benefits	\$ 125,184	\$ 102,891	\$ 36,740	\$ 36,740	\$ 48,940	133%	\$ 37,294	1.5%
Operations & Maintenance	\$ 263,187	\$ 183,710	\$ 158,317	\$ 158,317	\$ 127,954	81%	\$ 136,911	-13.5%
Debt Service	\$ 21,530	\$ 10,930	\$ 10,930	\$ 10,930	\$ 7,287	67%	\$ 9,047	-17.2%
TOTAL:	\$ 663,245	\$ 437,094	\$ 295,209	\$ 295,209	\$ 264,946	90%	\$ 252,741	-14.4%
Capital Outlay	\$ 10,590	\$ 503,850						
TOTAL:	\$ 673,835	\$ 940,944		\$ 295,209	\$ 264,946		\$ 252,741	
Transfers Out	\$ -	\$ 467,045						
Total w/ transfers	\$ 673,835	\$ 1,407,989	\$ -	\$ 295,209	\$ 264,946	\$ -	\$ 252,741	

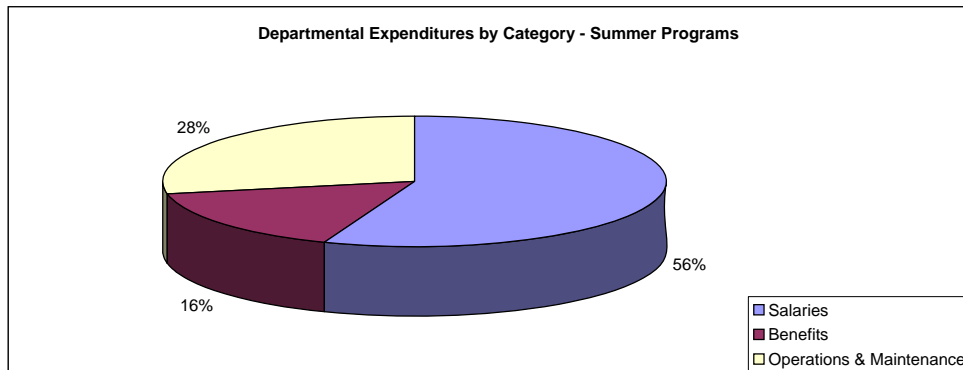
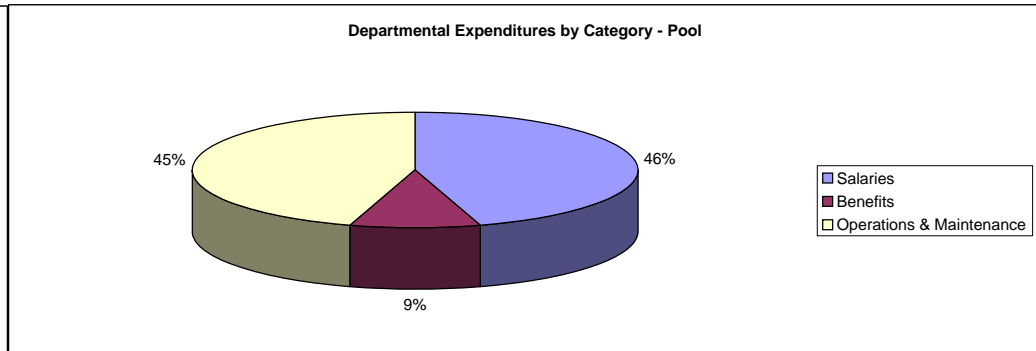
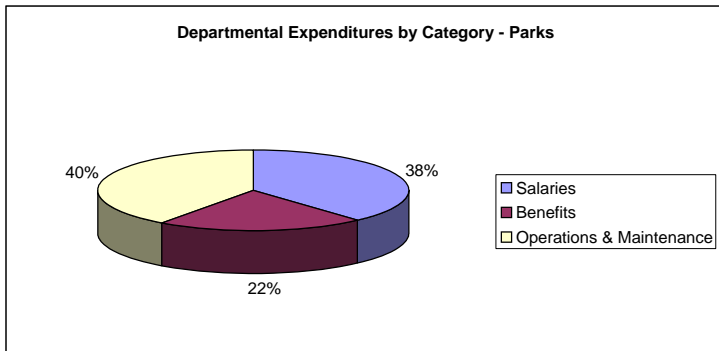


**CITY OF NEVADA CITY
PARKS & RECREATION - DEPT 4670,4675,4676
2010-2011 BUDGET SUMMARY (Adopted)**

EXPENDITURES: (General Fund)	Actual	Actual	Adopted	Mid Year Revised	Actual (Jul - Mar)	% Complete	Proposed	Change From
	FY 2007-2008	FY 2008-2009	FY 2009-2010	FY 2009-2010	FY 2009-2010	FY 2009-2010	FY 2010-2011	2009-2010 Mid Year Revised
<u>Parks & Recreation - 4670</u>								
Salaries	\$ 61,676	\$ 45,648	\$ 42,090	\$ 42,090	\$ 29,291	70%	\$ 41,487	-1.4%
Benefits	\$ 34,697	\$ 22,844	\$ 20,605	\$ 20,605	\$ 15,354	75%	\$ 23,526	14.2%
Operations & Maintenance	\$ 66,214	\$ 71,039	\$ 47,940	\$ 47,940	\$ 33,381	70%	\$ 43,460	-9.3%
TOTAL:	\$ 162,587	\$ 139,532	\$ 110,635	\$ 110,635	\$ 78,025	71%	\$ 108,473	-2.0%
Capital Outlay	\$ 335,435	\$ 3,900	\$ -	\$ 130,000				-61.2%
TOTAL:	\$ 498,022	\$ 143,432	\$ 110,635	\$ 240,635	\$ 78,025		\$ 108,473	-51.7%

(General Fund)	Actual	Actual	Adopted	Mid Year Revised	Actual (Jul - Mar)	% Complete	Proposed	Change From
	FY 2007-2008	FY 2008-2009	FY 2009-2010	FY 2009-2010	FY 2009-2010	FY 2009-2010	FY 2010-2011	2009-2010 Mid Year Revised
<u>Pool - 4675</u>								
Salaries	\$ 59,432	\$ 62,200	\$ 71,008	\$ 71,008	\$ 50,667	71%	\$ 57,648	-18.8%
Benefits	\$ 19,514	\$ 10,649	\$ 11,301	\$ 11,301	\$ 8,619	76%	\$ 11,917	5.5%
Operations & Maintenance	\$ 46,174	\$ 60,804	\$ 56,126	\$ 56,126	\$ 25,731	46%	\$ 57,651	2.7%
TOTAL:	\$ 125,119	\$ 133,652	\$ 138,435	\$ 138,435	\$ 85,017	61%	\$ 127,216	-8.1%
Capital Outlay	\$ 25,156	\$ 88,611	\$ -	\$ -				-100.0%
TOTAL:	\$ 150,275	\$ 222,264	\$ 138,435	\$ 138,435	\$ 85,017		\$ 127,216	-7.9%

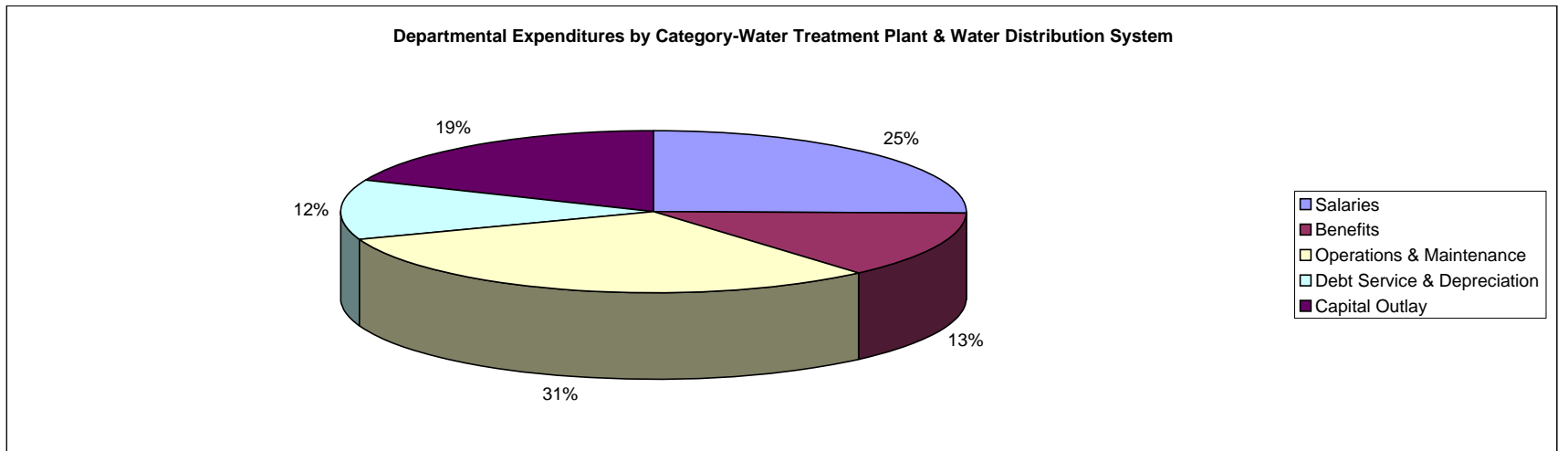
(General Fund)	Actual	Actual	Adopted	Mid Year Revised	Actual (Jul - Mar)	% Complete	Proposed	Change From
	FY 2007-2008	FY 2008-2009	FY 2009-2010	FY 2009-2010	FY 2009-2010	FY 2009-2010	FY 2010-2011	2009-2010 Mid Year Revised
<u>Summer Camp Program - 4676</u>								
Salaries	\$ 7,841	\$ 29,339	\$ 37,781	\$ 37,781	\$ 19,128	51%	\$ 11,785	-68.8%
Benefits	\$ 600	\$ 7,297	\$ 9,208	\$ 9,208	\$ 6,014	65%	\$ 3,405	-63.0%
Operations & Maintenance	\$ 5,916	\$ 6,501	\$ 26,290	\$ 26,290	\$ 8,885	34%	\$ 5,918	-77.5%
TOTAL:	\$ 14,356	\$ 43,137	\$ 73,279	\$ 73,279	\$ 34,026	46%	\$ 21,108	-71.2%



**CITY OF NEVADA CITY
WTP - DEPT 6000 & 6001
2010-2011 BUDGET SUMMARY (Adopted)**

EXPENDITURES:	<i>Enterprise Fund</i>									
	Actual FY 2007-2008	Actual FY 2008-2009	Adopted FY 2009-2010	Mid Year Revised FY 2009-2010	Actual (Jul - Mar) FY 2009-2010	% Complete FY 2009-2010	Proposed FY 2010-2011	Change From 2009-2010 Mid Year Revised		
<u>Water - 6000</u>										
Salaries	\$ 132,966	\$ 195,059	\$ 178,914	\$ 178,914	\$ 153,872	86%	\$ 81,239			-54.6%
Benefits	\$ 40,140	\$ 104,430	\$ 97,835	\$ 97,835	\$ 85,969	88%	\$ 36,730			-62.5%
Operations & Maintenance	\$ 328,154	\$ 328,384	\$ 223,817	\$ 223,817	\$ 186,895	84%	\$ 219,704			-1.8%
Debt Service & Depreciation	\$ 143,383	\$ 142,675	\$ 99,686	\$ 99,686	\$ 99,686	100%	\$ 99,686			0.0%
TOTAL:	\$ 644,643	\$ 770,549	\$ 600,252	\$ 600,252	\$ 526,422	88%	\$ 437,359			-27.1%
Capital Outlay	\$ -	\$ -	\$ 64,000	\$ 64,000			\$ 80,000			
TOTAL:	\$ 644,643	\$ 770,549	\$ 664,252	\$ 664,252	\$ 526,422		\$ 517,359			
Transfers Out	\$ 4,269	\$ -	\$ -	\$ -	\$ -		\$ -			
Total w/ special revenues & transfers	\$ 648,912	\$ 770,549	\$ 664,252	\$ 664,252	\$ 526,422		\$ 517,359			

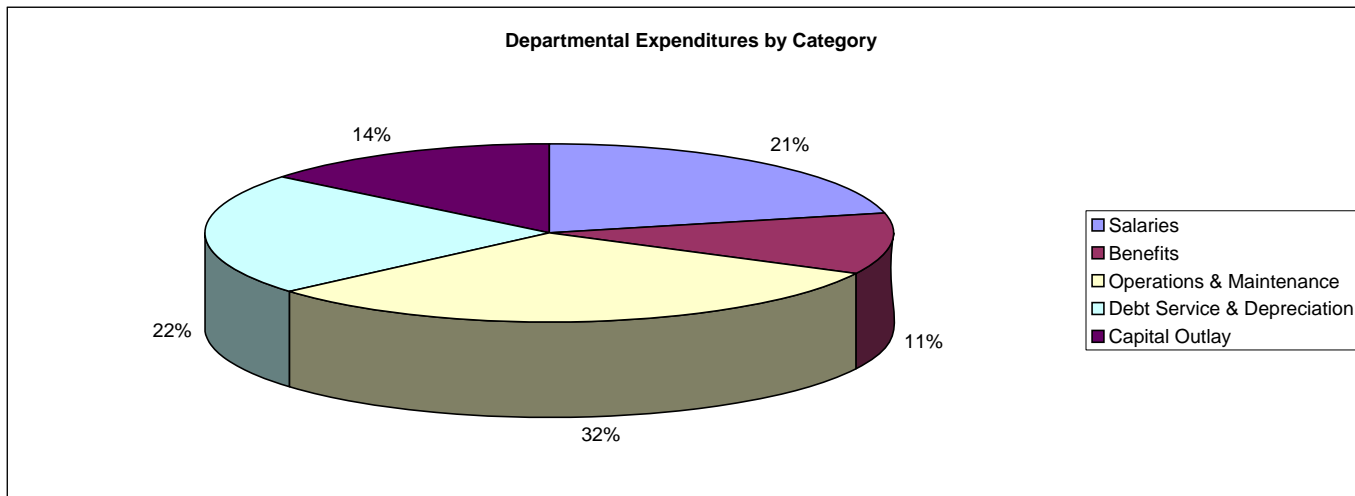
<i>(Enterprise - WTP Fund)</i>	<i>Water Distribution - 6001</i>									
	Actual FY 2007-2008	Actual FY 2008-2009	Adopted FY 2009-2010	Mid Year Revised FY 2009-2010	Actual (Jul - Mar) FY 2009-2010	% Complete FY 2009-2010	Proposed FY 2010-2011	Change From 2009-2010 Mid Year Revised		
Salaries	\$ -	\$ -	\$ -	\$ -	\$ -		\$ 128,195			100.0%
Benefits	\$ -	\$ -	\$ -	\$ -	\$ -		\$ 75,535			100.0%
Operations & Maintenance	\$ -	\$ 11,747	\$ 19,000	\$ 19,000	\$ 13,301	70%	\$ 36,524			92.2%
TOTAL:	\$ -	\$ 11,747	\$ 19,000	\$ 19,000	\$ 13,301	70%	\$ 240,254			1164.5%
Capital Outlay	\$ -	\$ -	\$ 75,000	\$ 75,000	\$ 62,361		\$ 75,000			
TOTAL:	\$ -	\$ 11,747	\$ 94,000	\$ 94,000	\$ 75,662		\$ 315,254			



**CITY OF NEVADA CITY
WWTP - DEPT 6500 & 6507
2010-2011 BUDGET SUMMARY (Adopted)**

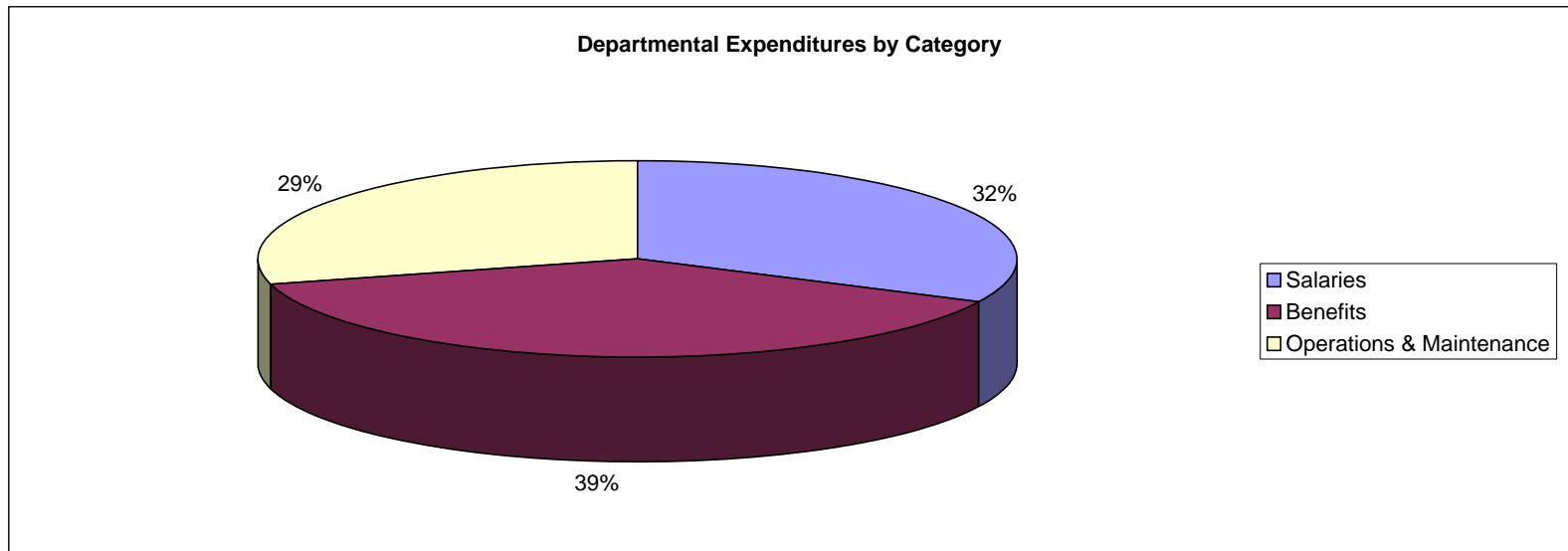
EXPENDITURES:	<i>Enterprise Fund</i>		Adopted FY 2009-2010	Mid Year Revised FY 2009-2010	Actual (Jul - Mar) FY 2009-2010	% Complete FY 2009-2010	Proposed FY 2010-2011	Change From 2009-2010 Mid Year Revised
	Actual FY 2007-2008	Actual FY 2008-2009						
<u>Sewer - 6500</u>								
Salaries	\$ 130,350	\$ 277,539	\$ 261,555	\$ 261,555	\$ 217,398	83%	\$ 151,562	-42.1%
Benefits	\$ 31,518	\$ 149,711	\$ 133,637	\$ 133,637	\$ 114,028	85%	\$ 71,176	-46.7%
Operations & Maintenance	\$ 615,187	\$ 379,916	\$ 359,061	\$ 359,061	\$ 261,921	73%	\$ 376,416	4.8%
Debt Service & Depreciation	\$ 387,848	\$ 592,763	\$ 293,654	\$ 293,654	\$ 291,651	99%	\$ 293,558	0.0%
TOTAL:	\$ 1,164,903	\$ 1,399,929	\$ 1,047,907	\$ 1,047,907	\$ 884,997	84%	\$ 892,712	-14.8%
Capital Outlay	\$ -	\$ -	\$ -	\$ -	\$ -		\$ 36,000	
TOTAL:	\$ 1,164,903	\$ 1,399,929	\$ 1,047,907	\$ 1,047,907	\$ 884,997		\$ 928,712	
Transfers Out		\$ 265,936						
Total w/ transfers	\$ 1,164,903	\$ 1,665,865	\$ 1,047,907	\$ 1,047,907	\$ 884,997		\$ 928,712	

<i>(Enterprise - WWTP Fund)</i>	Actual		Adopted FY 2009-2010	Mid Year Revised FY 2009-2010	Actual (Jul - Mar) FY 2009-2010	% Complete FY 2009-2010	Proposed FY 2010-2011	Change From 2009-2010 Mid Year Revised
	Actual FY 2007-2008	Actual FY 2008-2009						
<u>Sewer Collection - 6507</u>								
Salaries	\$ -	\$ -	\$ -	\$ -	\$ -		\$ 130,451	100.0%
Benefits	\$ -	\$ -	\$ -	\$ -	\$ -		\$ 75,908	100.0%
Operations & Maintenance	\$ -	\$ 18,118	\$ 22,750	\$ 22,750	\$ 18,798	83%	\$ 35,384	55.5%
TOTAL:	\$ -	\$ 18,118	\$ 22,750	\$ 22,750	\$ 18,798	83%	\$ 241,743	962.6%
Capital Outlay	\$ -	\$ -	\$ 305,000	\$ 305,000	\$ -		\$ 150,000	
TOTAL:	\$ -	\$ 18,118	\$ 327,750	\$ 327,750	\$ 18,798		\$ 391,743	



**CITY OF NEVADA CITY
VETERANS BLDG - DEPT 6950
2010-2011 BUDGET SUMMARY (Adopted)**

EXPENDITURES:	<i>Enterprise Fund</i> <u>Vet's Bldg - 6950</u>	Actual	Actual	Adopted	Mid Year Revised	Actual (Jul - Mar)	% Complete	Proposed
		<u>FY 2007-2008</u>	<u>FY 2008-2009</u>	<u>FY 2009-2010</u>	<u>FY 2009-2010</u>	<u>FY 2009-2010</u>	<u>FY 2009-2010</u>	<u>FY 2010-2011</u>
	Salaries	\$ 13,735	\$ 12,799	\$ 11,883	\$ 11,883	\$ 8,379	71%	\$ 13,656
	Benefits	\$ 3,136	\$ 6,018	\$ 6,688	\$ 6,688	\$ 5,689	85%	\$ 8,552
	Operations & Maintenance	\$ 14,416	\$ 15,404	\$ 15,391	\$ 15,391	\$ 9,808	64%	\$ 17,113
	TOTAL:	\$ 31,287	\$ 34,221	\$ 33,962	\$ 33,962	\$ 23,876	70%	\$ 39,321



**CITY OF NEVADA CITY
 MEASURE "S" - DEPT 7150
 2010-2011 BUDGET SUMMARY (Adopted)**

EXPENDITURES: <i>Special Fund</i>	<u>Actual</u> <u>FY 2006-2007</u>	<u>Budget</u> <u>FY 2007-2008</u>	<u>Revised Budget</u> <u>2007-2008</u>	<u>Adopted</u> <u>2008-2009</u>	<u>Change From</u> <u>07-08 Budget</u>
Operations & Maintenance	\$ 8,987	\$ -	\$ -	\$ 88,550	
TOTAL:	\$ 8,987	\$ -	\$ -	\$ 88,550	
Capital Outlay	\$ 28,700	\$ 370,000	\$ 370,000	\$ 314,000	
TOTAL:	\$ 37,687	\$ 370,000	\$ 370,000	\$ 402,550	8.8%

CITY OF NEVADA CITY
 SPECIAL FUNDS - Constitution Day 7100 & USPEA Grant 8150
 2010-2011 BUDGET SUMMARY (Adopted)

<i>EXPENDITURES:</i>	<i>Special Fund</i>	Actual	Budget	Revised Budget	Adopted	Change From
		<u>FY 2006-2007</u>	<u>FY 2007-2008</u>	<u>2007-2008</u>	<u>2008-2009</u>	<u>07-08 Budget</u>
	<u>Constitution Day - 7100</u>					
	Operations & Maintenance	\$ 6,469	\$ -	\$ -	\$ 7,500	
	TOTAL:	\$ 6,469	\$ -	\$ -	\$ 7,500	
<hr style="border-top: 1px dashed black;"/>						
	<i>Special Fund</i>	Actual	Budget	Revised Budget	Adopted	Change From
		<u>FY 2006-2007</u>	<u>FY 2007-2008</u>	<u>2007-2008</u>	<u>2008-2009</u>	<u>07-08 Budget</u>
	<u>USPEA Grant - 8150</u>					
	Operations & Maintenance	\$ 28,452	\$ -	\$ -	\$ 100,000	
	TOTAL:	\$ 28,452	\$ -	\$ -	\$ 100,000	